

Ogden Collection





Ogden Collection

The Ogden Collection offers flexibility and addresses the need for a customizable product within a standard scope. Ogden can be assembled into any straight length of one foot increments and curved to virtually any radii in one inch increments.


Benches can be created in the form of arcs, straight lines, circles, closed loops and nearly any linear shape.

Ogden offers four mounting options – square leg, pedestal leg, cantilever and wall mount. Straight and curved sections are available with and without a back in left to right or front to back slat orientation. Various seat materials, and accessories allow Ogden to meet many functional needs and site requirements.

The possibilities are endless with Ogden. Create your site plan today and let Ogden do the rest!



Inspiration Gallery



Ogden offers flexible curved, circular or straight possibilities to create a bench style you desire

Ogden – We've got your back!

The Ogden Collection now features a backed option for all radii in ranges 2-10 and straight bench selections. Mix and match backed sections with backless to create a truly unique design.

Backed Ogden is available in Ipe wood, Thermally Modified Ash wood, Recycled Plastic and High Density Paper Composite, in front to back slat orientation. Ogden continues to offer flexible solutions for site requirements.




Accessories




CENTER ARM 1



CENTER ARM 2



SKATE DETERRENT 1



SKATE DETERRENT 2


Leg Mount Options




PEDESTAL



SQUARE



WALL




CANTILEVER

Slat Orientation

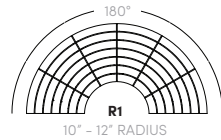


FRONT TO BACK

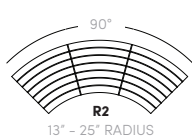


LEFT TO RIGHT

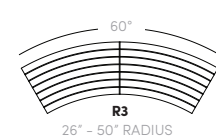
Radius Selection Range



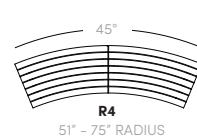
R1
10° - 12° RADIUS



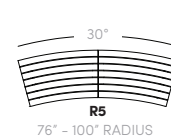
R2
13° - 25° RADIUS



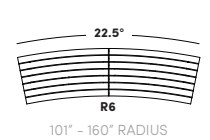
R3
26° - 50° RADIUS



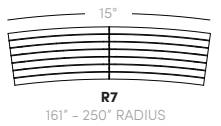
R4
51° - 75° RADIUS



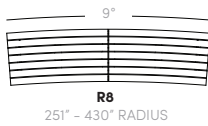
R5
76° - 100° RADIUS



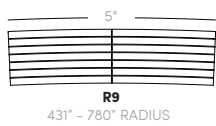
R6
101° - 160° RADIUS



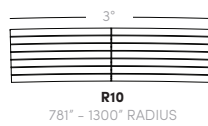
R7
161° - 250° RADIUS



R8
251° - 430° RADIUS

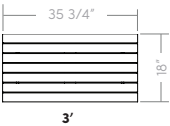


R9
431° - 760° RADIUS

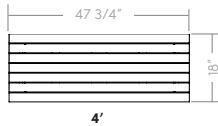


R10
761° - 1300° RADIUS

Straight Selections



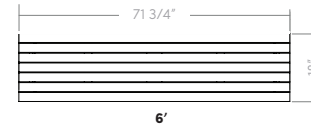
3'



4'



5'




6'

Materials

WOOD



IPE



THERMALLY
MODIFIED ASH

HIGH DENSITY PAPER COMPOSITE



CHARCOAL



SANDSTONE

RECYCLED PLASTIC (HDPE) ORANGE PEEL APPEARANCE



BLACK



GREY



BROWN



GREEN

