

HINO XL | SERIES



The Hino XL Series sports an all-new automotive grade interior, a host of new advanced safety equipment, and enhanced cab configurations for more versatility than ever before. Available in day cab, 4x2 or 6x4 configurations, Hino XL Series trucks are ideal for applications ranging from **37,000 lbs. to 60,600 lbs. GVWR.**



ENGINE / DRIVETRAIN / AXLE

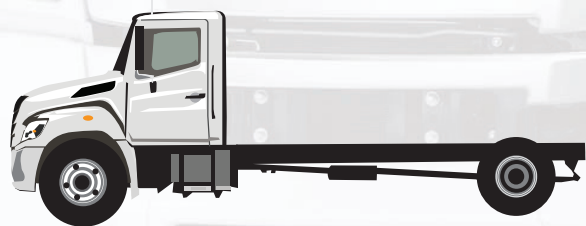
Engine model	Cummins® L9
Displacement / Type	Diesel 4-cycle, 6-cylinder, in-line, water-cooled
Turbocharger	Variable Geometry Turbocharger with Integrated Engine Braking
Fuel system	Bosch Common Rail, Direct Injection
Max. output @ 2,200 rpm	300 or 360 hp
Max. torque @ 1,200 rpm	860 or 1150 lb.-ft
Emission system	Cooled EGR with Single Module Aftertreatment
Transmission	Automatic 6 Speed Automatic with Neutral at Stop and FuelSense® 2.0 Max™
Driveline	Dana Spicer
Front & rear axle	Dana Spicer (Rear-multiple axle ratios available)

ELECTRICAL EQUIPMENT

Batteries	STD Two 12 volt, parallel connection, 1,850 CCA STD Vocation Three, 12 volt, parallel connection, 1,950 CCA
Alternator	STD 12 volt, 135 amp, brushless
Starter kW (hp)	Delco Remy, 12 Volt, 6.4 kW

TANKS

Fuel tank	STD Single 189 litre (50 US gallon) OPT Single 340 litre (90 US gallon)
DEF tank litre (US gallon)	28 (7)



Cab to axle (in.)

4X2 Wheelbase (in.)

205	217	235	253	271	289
137.8	149.8	167.8	185.8	203.8	221.8



Cab to axle (in.)

6X4 Wheelbase (in.)

*182	*194	*214	*233	261	275	281
114.8	126.8	146.8	165.8	193.8	207.8	213.8

Weight Capacities

Front axle range, kg (lbs.): 5,980 (13,200)* - 6,620 (14,600)

Rear axle range, kg (lbs.): 10,430 (23,000) - 20,865 (46,000)

XL8

GVWR, kg (lbs.): 16,780 (37,000)* - 27,480 (60,600)


DAY CAB


Engine HP	(4X2) L9 300 hp	(6x4) L9 300 or 360 hp
Transmission model	STD 3000RDS	OPT 3000HS
Brakes	STD Full Air with ABS	OPT Full Air with ABS & TRACTION CONTROL
	Single axle (4X2)	Tandem axle (6X4)
Front axle/ suspension (lbs.)	STD 14,000	STD 13,200 / 14,000 OPT 14,600
Rear axle/ suspension (lbs.)	STD 23,000	STD 40,000 OPT 46,000
Rear suspension type	STD Air, Hendrickson 23K with dump valve	STD Air, Hendrickson Tandem 40K OPT Air, Hendrickson Tandem 46K
Front tire size	STD 12R22.5-16, Rib	Front: 12R22.5-16
Rear tire size	STD 11R22.5-14, Lug	Rear: 11R22.5-14
Yield strength, kg/mm² (120,000 psi)	STD 9mm: 84.4 kg/mm ² (205", 217" & 235" WB) STD 11mm: 84.4 kg/mm ² (253", 271" & 289" WB)	9mm: 84.4 kg/mm ² (233" WB only) 11mm: 84.4 kg/mm ² (261"WB only) Double Frame, 9+5mm: 84.4 kg/mm ²
Wheel type	STD Powder Coated White	OPT Aluminum Accuride

STANDARD EQUIPMENT


- Air Conditioning
- AM/FM Audio System with Bluetooth®
- Tilt & Telescopic Steering Column with Lock
- Power Windows & Power Door Locks
- Chrome Power and Heated Outer Rear-view Mirrors with Convex Mirrors (2)
- Passenger Seat - 2-person Premium Fabric
- Driver's Seat - High-back Premium Fabric Seat with Air Suspension & Arm Rest
- 1000W/120V Engine Block Heater
- Cruise Control
- Chrome Radiator Grille
- LED Headlamps, DRL
- Fully Trimmed Cab

POPULAR OPTIONAL EQUIPMENT

- Driver Controlled Interaxle & Forward Tandem Diff Lock
- Jacobs Engine Compression Brake
- Accuride Aluminum Wheels
- AGM Batteries
- Custom Paint Colours
- Orange Safety Belt
- Chrome Bumper
- 4 inch Bumper Extension (no tow hooks)
- Kenwood GPS Radio with Bluetooth® & Navigation
- Fender Mirrors
- Exterior **Grab** Handles with Passenger Look Down Mirror
- Vertical Exhaust with Driver Side Cab Grip
- Hino Safety Suite
 - 

OnGuard ACTIVE Collision Mitigation with Adaptive Cruise Control & Electronic Stability Control
 - 


OnLane ALERT Lane Departure Warning System




The state-of-the-art Cummins® L9 Turbo Diesel engine is renowned globally for driving performance, economy, durability, and reliability.



Driver retention is tough. Bluetooth® radio, air ride driver's seat, USB charging port, A/C, cruise control, tilt & telescopic steering wheel, will help. That's why it's STANDARD.



Layers of air between you and the bumpy road. Air suspension driver's seat and the Link Cabmate® air suspension cab are both STANDARD.



With the Hino Safety Suite, active safety systems, drivers are safer with the help of today's cutting-edge camera and radar technologies.

THE HINO EXPERIENCE: MUCH MORE THAN JUST TRUCK OWNERSHIP.



Engine Warranty

Standard Cummins®
2 years, 402,336 kms.
mileage (or 6,250 hours) *

5 Year Warranty

Allison transmission
warranty coverage for
5 years, unlimited
mileage at no extra
charge.*

HINOWATCH

HINOWATCH 24/7 Roadside
Assistance is standard for 3 years
on all Hino trucks - unlimited
mileage. HINOWATCH includes
lockout, out of fuel, battery
jumpstart and warranty towing.

*Contact a Hino dealer for more information.

DISCLAIMER: HINO MOTORS CANADA, LTD reserves the right to discontinue items, or make changes at any time, without notice, to equipment, specifications, or materials. The product images shown may represent the range of product or be for illustration purposes only and may not be an exact representation of the product.

MKXLSERIES24E